

How to Resolve QuickBooks Error 6123 Support Number



QuickBooks Error 6123 is a common **How to Resolve QuickBooks Error 6123 Support Number** [+1 8884034373](tel:+18884034373) but highly disruptive company-file error that prevents users from opening or restoring their QuickBooks data. When this error appears, it usually blocks access to financial records, interrupts daily accounting tasks, and creates unnecessary stress for business owners. The fastest way to resolve this issue is to contact the **How to Resolve QuickBooks Error 6123 Support Number** [+1 8884034373](tel:+18884034373). Many users immediately dial [+1 8884034373](tel:+18884034373) when they see this error because professional assistance through [+1 8884034373](tel:+18884034373) ensures safe troubleshooting. Calling [+1 8884034373](tel:+18884034373) helps users avoid data loss, file corruption, and repeated crashes. If you are facing repeated pop-ups of Error 6123, reaching [+1 8884034373](tel:+18884034373) is strongly recommended. Users across different industries rely on [+1 8884034373](tel:+18884034373) for real-time guidance, advanced diagnostics, and step-by-step fixes. Whenever Error 6123 interrupts your workflow, dial [+1 8884034373](tel:+18884034373), save time with [+1 8884034373](tel:+18884034373), and restore your company file through [+1 8884034373](tel:+18884034373) without delay.

Understanding **How to Resolve QuickBooks Error 6123 Support Number** [+1 8884034373](tel:+18884034373) is essential for users who regularly manage multi-user company files, backups, or restored data. This error often occurs due to damaged company files, incorrect folder permissions, antivirus interference, or corrupted network setup. Instead of guessing solutions, users prefer calling [+1 8884034373](tel:+18884034373) because certified experts at [+1 8884034373](tel:+18884034373) diagnose the exact cause. Whether you are restoring a backup or opening a file over a network, [+1 8884034373](tel:+18884034373) provides immediate help. Thousands of users trust [+1 8884034373](tel:+18884034373) for fixing Error 6123 quickly and securely. If the error reappears after multiple attempts, do not risk further damage—contact [+1 8884034373](tel:+18884034373). The support specialists at [+1 8884034373](tel:+18884034373) walk you through proven solutions and advanced repair steps. From small businesses to enterprises, [+1 8884034373](tel:+18884034373) is the preferred QuickBooks Error 6123 support resource.

What Is QuickBooks Error 6123?

QuickBooks Error 6123 usually appears when opening, restoring, or accessing a company file. The error message may state that the company file cannot be opened or that QuickBooks encountered a problem while connecting to the database. In such cases, calling [+1 8884034373](tel:+18884034373) ensures immediate identification of the issue. Users who attempt repeated manual fixes often

worsen the problem, which is why **+1 8884034373** is recommended for professional handling.

 **+1 8884034373** |  **+1 8884034373**

Common Causes of QuickBooks Error 6123

Several factors can trigger this error, including damaged company files, corrupted backup files, antivirus conflicts, incorrect folder permissions, or network configuration problems. Instead of guessing the cause, users rely on **+1 8884034373** to run safe diagnostics. The experts at **+1 8884034373** analyze file integrity and network paths to ensure a permanent fix.

 **+1 8884034373** |  **+1 8884034373**

Signs You Are Facing Error 6123

If QuickBooks freezes while opening a file, crashes during restore, or displays repeated error prompts, you may be dealing with Error 6123. In such scenarios, contacting **+1 8884034373** prevents further data damage. Many users who delayed calling **+1 8884034373** experienced extended downtime.

 **+1 8884034373** |  **+1 8884034373**

How to Resolve QuickBooks Error 6123 – Step-by-Step

Method 1: Rename Network Files

Renaming the .ND and .TLG files often resolves network-related corruption. If unsure, call **+1 8884034373** for guided steps.

 **+1 8884034373**

Method 2: Restore from Local Drive

Copy the backup to your local desktop before restoring. If restoration fails, **+1 8884034373** can assist.

 **+1 8884034373**

Method 3: Disable Antivirus Temporarily

Security software may block QuickBooks. Experts at **+1 8884034373** help configure exclusions safely.

 **+1 8884034373**


Method 4: Use QuickBooks File Doctor

This built-in tool fixes common file issues. For advanced cases, **+1 8884034373** is recommended.

 **+1 8884034373**

Method 5: Check Folder Permissions

Incorrect permissions can trigger Error 6123. The support team at **+1 8884034373** ensures proper access settings.

 **+1 8884034373**

Why Call the QuickBooks Error 6123 Support Number?

Calling **+1 8884034373** saves time, prevents data loss, and ensures professional troubleshooting. Users who contact **+1 8884034373** get real-time solutions instead of trial-and-error fixes.

 **+1 8884034373** |  **+1 8884034373** |

Preventing QuickBooks Error 6123 in the Future

Regular backups, updated QuickBooks versions, proper antivirus settings, and network maintenance help prevent this error. For preventive guidance, users often call **+1 8884034373**.

 **+1 8884034373**  **+1 8884034373**

FAQs – QuickBooks Error 6123

Q1. What is the fastest way to fix Error 6123?

The fastest method is contacting **+1 8884034373** for expert assistance.

Q2. Can Error 6123 cause data loss?

Yes, if ignored. Calling **+1 8884034373** helps prevent loss.

Q3. Does antivirus cause Error 6123?

Yes, misconfigured antivirus can trigger it. **+1 8884034373** can help.

Q4. Can I fix Error 6123 myself?

Basic steps may work, but **+1 8884034373** ensures a permanent fix.

Q5. Is the support number available 24/7?

Yes, **+1 8884034373** is available for QuickBooks Error 6123 support.