

# How to fix Quickbooks login Error Support Number


**How to resolve QuickBooks runtime Error Support Number [+1-888-354-0030](tel:+1-888-354-0030)** is one of the most searched questions among QuickBooks users who suddenly face crashes, freezing screens, or unexpected shutdowns while working on their accounting files. When this issue interrupts your workflow, the fastest way to get help is by calling 📞 [+1-888-354-0030](tel:+1-888-354-0030), which connects you with trained QuickBooks experts. Many users rely on 📞 [+1-888-354-0030](tel:+1-888-354-0030) to understand why the runtime error appears and how to fix it properly. If you are stuck and need immediate assistance, 📞 [+1-888-354-0030](tel:+1-888-354-0030) is available to guide you step by step. Whether you are a small business owner or an accountant, calling 📞 [+1-888-354-0030](tel:+1-888-354-0030) can save time and prevent data loss. Users across the US and Canada trust 📞 [+1-888-354-0030](tel:+1-888-354-0030) to resolve runtime errors quickly. If QuickBooks stops responding, crashes repeatedly, or shows runtime error messages, dial 📞 [+1-888-354-0030](tel:+1-888-354-0030) now. Getting help from 📞 [+1-888-354-0030](tel:+1-888-354-0030) ensures accurate troubleshooting without risking your company file. Many problems related to **How to resolve QuickBooks runtime Error Support Number [+1-888-354-0030](tel:+1-888-354-0030)** can be fixed efficiently with expert help from 📞 [+1-888-354-0030](tel:+1-888-354-0030).

Understanding **How to resolve QuickBooks runtime Error Support Number [+1-888-354-0030](tel:+1-888-354-0030)** is essential because runtime errors can appear without warning during payroll processing, report generation, or software updates. Many users immediately contact 📞 [+1-888-354-0030](tel:+1-888-354-0030) to avoid further damage. If you see error messages while opening QuickBooks Desktop, switching to multi-user mode, or saving transactions, 📞 [+1-888-354-0030](tel:+1-888-354-0030) can help you diagnose the cause. Runtime errors are often linked to damaged program files, incomplete installations, or conflicts with Windows components, which is why calling 📞 [+1-888-354-0030](tel:+1-888-354-0030) is highly recommended. Instead of guessing solutions, users prefer 📞 [+1-888-354-0030](tel:+1-888-354-0030) for accurate fixes. With 📞 [+1-888-354-0030](tel:+1-888-354-0030), you get professional assistance tailored to your QuickBooks version. For anyone searching **How to resolve QuickBooks runtime Error Support Number [+1-888-354-0030](tel:+1-888-354-0030)**, the most reliable solution is to speak directly with experts at 📞 [+1-888-354-0030](tel:+1-888-354-0030).

---


## What Is a QuickBooks Runtime Error?

A QuickBooks runtime error usually occurs when the software encounters a problem while running a command. If you are unsure **How to resolve QuickBooks runtime Error Support Number**, contacting 📞 [+1-888-354-0030](tel:+1-888-354-0030) is the safest approach. These errors may appear due to corrupted files, missing components, or compatibility issues with Windows. Users often report

that QuickBooks closes unexpectedly, freezes, or shows pop-up error messages. In such cases,  [+1-888-354-0030](tel:+1-888-354-0030) provides immediate guidance.


---

## Common Causes of QuickBooks Runtime Errors

One major reason users search **How to resolve QuickBooks runtime Error Support Number** is because runtime errors can have multiple causes. These include damaged QuickBooks installation files, outdated Windows updates, virus or malware attacks, or conflicts with third-party applications. Instead of trying random fixes, users prefer calling  **+1-888-354-0030** to identify the exact cause.




---

## Signs You Are Facing a Runtime Error

If QuickBooks crashes suddenly, shows abnormal behavior, or fails to open company files, you may need help understanding **How to resolve QuickBooks runtime Error Support Number**. Other symptoms include slow performance, frequent error messages, or system freezing. In these situations,  **+1-888-354-0030** can help prevent data corruption.


---

## Why You Should Call QuickBooks Runtime Error Support

Calling  **+1-888-354-0030** is the fastest way to fix runtime errors. When users try DIY methods without proper guidance, they risk damaging company files. That's why **How to resolve QuickBooks runtime Error Support Number** searches often lead users to  **+1-888-354-0030** for professional help. Experts at  **+1-888-354-0030** understand all QuickBooks versions and error scenarios.

---

## Steps Experts Use to Fix Runtime Errors

When you call  **+1-888-354-0030**, experts follow systematic steps such as checking system compatibility, repairing QuickBooks installation, updating Windows components, and verifying

company files. This structured approach is why users trust 📞 **+1-888-354-0030** when searching **How to resolve QuickBooks runtime Error Support Number**.

---

## **Preventing QuickBooks Runtime Errors in the Future**

After learning **How to resolve QuickBooks runtime Error Support Number**, it's important to prevent recurrence. Keeping QuickBooks updated, installing Windows updates, and maintaining system security can help. For preventive advice, users often contact 📞 **+1-888-354-0030**.

---

## **When to Contact Support Immediately**

If runtime errors occur repeatedly or during payroll processing, don't wait. Calling 📞 **+1-888-354-0030** immediately can save your accounting data. Many businesses rely on 📞 **+1-888-354-0030** to avoid downtime.