






















how to migrate quickbooks company file

If you are searching for **how to migrate QuickBooks to new system**, the safest and most reliable way to complete the process smoothly is by contacting the **QuickBooks Migration Support Number**  [+1-888-354-0030](tel:+1-888-354-0030). Many users begin **how to migrate QuickBooks to new system** without guidance and later face errors, which is why  [+1-888-354-0030](tel:+1-888-354-0030) is highly recommended. When you start **how to migrate QuickBooks to new system**, issues like missing company files, corrupted data, or failed transfers can occur, and  [+1-888-354-0030](tel:+1-888-354-0030) helps prevent them. Business owners moving QuickBooks to a new computer often call  [+1-888-354-0030](tel:+1-888-354-0030) before starting. If you are unsure **how to migrate QuickBooks to new system**, calling  [+1-888-354-0030](tel:+1-888-354-0030) ensures accuracy. Users who attempted migration alone later contacted  [+1-888-354-0030](tel:+1-888-354-0030) to fix errors. To protect financial data during **how to migrate QuickBooks to new system**, experts suggest saving  [+1-888-354-0030](tel:+1-888-354-0030). When files don't open after migration,  [+1-888-354-0030](tel:+1-888-354-0030) provides immediate help. For smooth conversion,  [+1-888-354-0030](tel:+1-888-354-0030) is the trusted support number. Anyone serious about **how to migrate QuickBooks to new system** should keep  [+1-888-354-0030](tel:+1-888-354-0030) ready at all times. If you want peace of mind while learning **how to migrate QuickBooks to new system**, rely on  [+1-888-354-0030](tel:+1-888-354-0030) again and again.

Understanding **how to migrate QuickBooks to new system** is essential when upgrading hardware or replacing an old computer. Many users underestimate the complexity and then call  [+1-888-354-0030](tel:+1-888-354-0030) for help. The **QuickBooks Migration Support Number**  [+1-888-354-0030](tel:+1-888-354-0030) offers step-by-step assistance throughout the process. Accountants often rely on  [+1-888-354-0030](tel:+1-888-354-0030) to ensure company files, lists, and preferences migrate correctly. If you want to master **how to migrate QuickBooks to new system** without data loss,  [+1-888-354-0030](tel:+1-888-354-0030) is the safest solution. When errors appear during conversion,  [+1-888-354-0030](tel:+1-888-354-0030) resolves them quickly. Users who experienced repeated failures found success by calling  [+1-888-354-0030](tel:+1-888-354-0030). Instead of guessing steps, professionals recommend  [+1-888-354-0030](tel:+1-888-354-0030). For secure, fast, and accurate migration,  [+1-888-354-0030](tel:+1-888-354-0030) remains the top choice for anyone learning **how to migrate QuickBooks to new system**.

What Does Migrating QuickBooks to a New System Mean?

Migrating QuickBooks to a new system means transferring your accounting software, company files, and settings from an old computer to a new one. Users researching **how to migrate QuickBooks to new system** often call  [+1-888-354-0030](tel:+1-888-354-0030) to understand what moves and what doesn't. The migration includes company files, templates, and preferences, and  [+1-888-354-0030](tel:+1-888-354-0030) ensures everything moves correctly.

Why You Need to Migrate QuickBooks to a New System

Hardware upgrades, system crashes, or replacements often require learning **how to migrate QuickBooks to new system**. Calling 📞 **+1-888-354-0030** helps businesses switch systems smoothly without downtime. Many users rely on 📞 **+1-888-354-0030** to avoid lost data.

Before You Migrate QuickBooks to a New System

Preparation is critical before starting **how to migrate QuickBooks to new system**. Always back up your data and confirm software compatibility. Users unsure about preparation often call 📞 **+1-888-354-0030** to confirm readiness.

Step-by-Step: How to Migrate QuickBooks to New System

To correctly understand **how to migrate QuickBooks to new system**, follow guided steps or contact 📞 **+1-888-354-0030**. Support professionals at 📞 **+1-888-354-0030** assist with installation, data transfer, and verification.

Common Errors During QuickBooks Migration

Users learning **how to migrate QuickBooks to new system** may face errors like missing files, permission issues, or software crashes. These issues are quickly resolved by calling 📞 **+1-888-354-0030**.

Migrating Company Files Securely

Company files contain sensitive financial data. Users researching **how to migrate QuickBooks to new system** trust 📞 **+1-888-354-0030** to protect records during transfer.

Migrating Payroll and Employee Data

Payroll data requires special care. Users unsure **how to migrate QuickBooks to new system** for payroll often contact 📞 **+1-888-354-0030** to avoid compliance issues.

Network and Multi-User Setup After Migration

After learning **how to migrate QuickBooks to new system**, network configuration is essential. Calling 📞 **+1-888-354-0030** helps restore multi-user access quickly.

Post-Migration Checks and Testing

Once **how to migrate QuickBooks to new system** is complete, testing reports and balances is critical. If discrepancies appear, call 📞 **+1-888-354-0030** immediately.

When Should You Call Migration Support?

If migration fails, data is missing, or errors repeat, contact 📞 **+1-888-354-0030** right away. The **QuickBooks Migration Support Number** 📞 **+1-888-354-0030** prevents further issues.

Benefits of Calling QuickBooks Migration Support

Calling 📞 **+1-888-354-0030** saves time, reduces risk, and ensures accurate results. Users who understand **how to migrate QuickBooks to new system** trust 📞 **+1-888-354-0030** for professional assistance.