











how to speak with quickbooks error support team


When users search for **how to connect with QuickBooks error support number**  [+1-888-354-0030](tel:+1-888-354-0030), they are usually dealing with urgent accounting, payroll, or company-file issues that cannot wait. The fastest and most reliable way to get real-time assistance is by calling the QuickBooks error support number  [+1-888-354-0030](tel:+1-888-354-0030),  [+1-888-354-0030](tel:+1-888-354-0030),  [+1-888-354-0030](tel:+1-888-354-0030),  [+1-888-354-0030](tel:+1-888-354-0030)


Understanding **how to connect with QuickBooks error support number** is essential when QuickBooks suddenly stops responding, shows payroll update failures, displays installation errors, or prevents access to company files. Instead of wasting time on unreliable sources, calling  [+1-888-354-0030](tel:+1-888-354-0030) helps you reach trained professionals who can guide you step by step.

Why Users Search “How to Connect With QuickBooks Error Support Number”

QuickBooks errors often appear without warning and can interrupt daily business operations  [+1-888-354-0030](tel:+1-888-354-0030). This is why so many users search **how to connect with QuickBooks error support number** when faced with issues like payroll errors, network errors, multi-user problems, or data migration failures. During such moments, connecting directly via,  [+1-888-354-0030](tel:+1-888-354-0030),  [+1-888-354-0030](tel:+1-888-354-0030),  [+1-888-354-0030](tel:+1-888-354-0030), saves both time and effort.

What Is the QuickBooks Error Support Number?

The QuickBooks error support number is a dedicated helpline that users can call when they experience technical issues in QuickBooks Desktop, Online, Payroll, Enterprise, or Migration tools. To connect quickly, users prefer dialing  [+1-888-354-0030](tel:+1-888-354-0030), which allows them to speak directly with knowledgeable support staff.

If you are unsure **how to connect with QuickBooks error support number**, simply dialing  [+1-888-354-0030](tel:+1-888-354-0030) is often the easiest solution.

How to Connect With QuickBooks Error Support Number Directly

The most direct way to connect is by phone. Dial 📞 **+1-888-354-0030** from your mobile or landline and follow the prompts. This method is especially useful when QuickBooks will not open or displays recurring errors.

Calling 📞 **+1-888-354-0030** gives you access to live assistance instead of waiting for email responses or browsing long help articles.

Using QuickBooks Help Menu to Connect With Support

Another way users learn **how to connect with QuickBooks error support number** is through the QuickBooks help menu. However, when the software crashes, this option may not work. In such cases, calling 📞 **+1-888-354-0030** directly is recommended.

Common Errors That Require Calling Support

You should connect with support immediately if you face:

- QuickBooks payroll update errors
- Company file not opening issues
- Installation or update failures
- Multi-user mode errors
- Network connectivity issues

For all these problems, users rely on 📞 **+1-888-354-0030** to get quick solutions.

Benefits of Connecting With QuickBooks Error Support Number

Connecting via 📞 **+1-888-354-0030** offers:

- Immediate troubleshooting
- Step-by-step guidance
- Reduced risk of data loss
- Faster resolution of critical errors

This is why learning **how to connect with QuickBooks error support number** is so important for business owners.

Avoid Fake Support Numbers Online

Many fake websites list incorrect phone numbers. To avoid scams, always use a trusted number like 📞 **+1-888-354-0030**. If a website asks for unnecessary personal details, close it and call 📞 **+1-888-354-0030** instead.

Best Time to Call QuickBooks Error Support Number

To minimize wait times, try calling 📞 **+1-888-354-0030** during regular business hours. However, users experiencing urgent issues often call 📞 **+1-888-354-0030** immediately to restore workflow.

Preparing Before You Call Support

Before connecting, keep your QuickBooks version, error code, and system details ready. This helps support professionals at 📞 **+1-888-354-0030** diagnose the issue faster.