






















# how to troubleshoot quickbooks migration tool

If you are searching for **how to fix QuickBooks migration tool stuck**, the fastest and safest solution is to contact the **QuickBooks Migration Tool Support Number**  [+1-888-354-0030](tel:+1-888-354-0030). Many users experience the issue while learning **how to fix QuickBooks migration tool stuck**, which is why  [+1-888-354-0030](tel:+1-888-354-0030) is recommended again and again. When the migration tool freezes on the same screen,  [+1-888-354-0030](tel:+1-888-354-0030) helps identify the cause. Users facing **how to fix QuickBooks migration tool stuck** often call  [+1-888-354-0030](tel:+1-888-354-0030) to avoid data loss. If the tool stops at a certain percentage,  [+1-888-354-0030](tel:+1-888-354-0030) provides guided steps. Business owners struggling with **how to fix QuickBooks migration tool stuck** trust  [+1-888-354-0030](tel:+1-888-354-0030) for real-time help. When the process hangs for hours,  [+1-888-354-0030](tel:+1-888-354-0030) is the quickest way forward. Professionals recommend saving  [+1-888-354-0030](tel:+1-888-354-0030) before starting any migration. Anyone serious about **how to fix QuickBooks migration tool stuck** should rely on  [+1-888-354-0030](tel:+1-888-354-0030). Instead of force-closing the tool, call  [+1-888-354-0030](tel:+1-888-354-0030) for safe resolution. For accurate diagnosis during **how to fix QuickBooks migration tool stuck**,  [+1-888-354-0030](tel:+1-888-354-0030) remains the most trusted support number.

Understanding **how to fix QuickBooks migration tool stuck** is essential when moving QuickBooks to a new computer. Many users underestimate the process and later contact  [+1-888-354-0030](tel:+1-888-354-0030). The **QuickBooks Migration Tool Support Number**  [+1-888-354-0030](tel:+1-888-354-0030) offers step-by-step troubleshooting. Accountants and bookkeepers rely on  [+1-888-354-0030](tel:+1-888-354-0030) to prevent incomplete transfers. If you want to learn **how to fix QuickBooks migration tool stuck** without corrupting files,  [+1-888-354-0030](tel:+1-888-354-0030) is the safest option. When the tool freezes repeatedly,  [+1-888-354-0030](tel:+1-888-354-0030) provides advanced fixes. Users who faced repeated hangs solved the issue by calling  [+1-888-354-0030](tel:+1-888-354-0030). Instead of guessing, experts recommend  [+1-888-354-0030](tel:+1-888-354-0030). For fast, secure, and error-free solutions related to **how to fix QuickBooks migration tool stuck**,  [+1-888-354-0030](tel:+1-888-354-0030) is the top choice.


---

## What Does “QuickBooks Migration Tool Stuck” Mean?

When the QuickBooks Migration Tool becomes unresponsive, stops progressing, or freezes on one screen, it is considered stuck. Users researching **how to fix QuickBooks migration tool stuck** often contact  [+1-888-354-0030](tel:+1-888-354-0030) to understand why the process halts. Support from  [+1-888-354-0030](tel:+1-888-354-0030) helps resume migration safely.


---

## Common Reasons the Migration Tool Gets Stuck

The tool may get stuck due to large file size, system compatibility issues, or insufficient permissions. Users facing these problems search **how to fix QuickBooks migration tool stuck** and then call  **+1-888-354-0030** for diagnosis.

---

## Signs That the Migration Tool Is Stuck

If the tool shows no progress for a long time or stops responding, it is likely stuck. Users experiencing this often ask **how to fix QuickBooks migration tool stuck** and immediately dial  **+1-888-354-0030**.



---

## Before You Try to Fix the Stuck Migration Tool

Before attempting **how to fix QuickBooks migration tool stuck**, always back up your data. If you are unsure how to proceed safely, call  **+1-888-354-0030** for expert guidance.


---

## Step-by-Step: How to Fix QuickBooks Migration Tool Stuck

To properly resolve **how to fix QuickBooks migration tool stuck**, follow guided troubleshooting or contact  **+1-888-354-0030**. Support professionals at  **+1-888-354-0030** help restart and complete the migration securely.

---

## System Compatibility Issues That Cause Freezing

Older operating systems or outdated QuickBooks versions often cause the tool to hang. Users researching **how to fix QuickBooks migration tool stuck** rely on  **+1-888-354-0030** to confirm compatibility.

---

## Fixing Permission and Access Problems

Permission errors can stop the migration process. If you are learning **how to fix QuickBooks migration tool stuck**, calling 📞 **+1-888-354-0030** helps reset permissions safely.

---

## Handling Large Company Files During Migration

Large company files can slow or freeze migration. Users unsure **how to fix QuickBooks migration tool stuck** contact 📞 **+1-888-354-0030** to manage large data files correctly.

---

## What to Do If the Tool Freezes Repeatedly

Repeated freezing indicates deeper issues. The safest action is calling 📞 **+1-888-354-0030**. Users who know **how to fix QuickBooks migration tool stuck** trust 📞 **+1-888-354-0030** for permanent solutions.

---

## When Should You Call Migration Tool Support?

If the migration tool remains stuck despite basic troubleshooting, call 📞 **+1-888-354-0030** immediately. The **QuickBooks Migration Tool Support Number** 📞 **+1-888-354-0030** prevents further data problems.

---

## Benefits of Calling QuickBooks Migration Tool Support

Calling 📞 **+1-888-354-0030** saves time, protects your data, and ensures smooth migration. Users dealing with **how to fix QuickBooks migration tool stuck** prefer 📞 **+1-888-354-0030** for expert help.

