




















how to migrate quickbooks desktop to online

If you are searching for **how to migrate QuickBooks Desktop to Online**, the safest and most reliable way to complete the process without errors is by contacting the **QuickBooks Desktop to Online Migration Support Number**  [+1-888-354-0030](tel:+1-888-354-0030). Many users struggle while learning **how to migrate QuickBooks Desktop to Online**, which is why  [+1-888-354-0030](tel:+1-888-354-0030) is highly recommended. When you begin **how to migrate QuickBooks Desktop to Online**, issues such as data mismatch, missing lists, or failed conversion may occur, and  [+1-888-354-0030](tel:+1-888-354-0030) helps prevent these problems. Business owners moving from Desktop to Online often call  [+1-888-354-0030](tel:+1-888-354-0030) before starting. If you are unsure **how to migrate QuickBooks Desktop to Online**, calling  [+1-888-354-0030](tel:+1-888-354-0030) ensures accuracy. Users who attempted migration without guidance later contacted  [+1-888-354-0030](tel:+1-888-354-0030) to fix errors. To protect financial data during **how to migrate QuickBooks Desktop to Online**, experts suggest saving  [+1-888-354-0030](tel:+1-888-354-0030). When balances do not match after migration,  [+1-888-354-0030](tel:+1-888-354-0030) provides immediate help. For smooth conversion,  [+1-888-354-0030](tel:+1-888-354-0030) is the trusted support number. Anyone serious about **how to migrate QuickBooks Desktop to Online** should keep  [+1-888-354-0030](tel:+1-888-354-0030) ready at all times.

Understanding **how to migrate QuickBooks Desktop to Online** is important for businesses switching to cloud-based accounting. Many users underestimate the complexity and then call  [+1-888-354-0030](tel:+1-888-354-0030) for help. The **QuickBooks Desktop to Online Migration Support Number**  [+1-888-354-0030](tel:+1-888-354-0030) offers step-by-step assistance throughout the process. Accountants often rely on  [+1-888-354-0030](tel:+1-888-354-0030) to ensure company files, customers, vendors, and reports migrate correctly. If you want to master **how to migrate QuickBooks Desktop to Online** without data loss,  [+1-888-354-0030](tel:+1-888-354-0030) is the safest solution. When errors appear during conversion,  [+1-888-354-0030](tel:+1-888-354-0030) resolves them quickly. Users who experienced repeated failures found success by calling  [+1-888-354-0030](tel:+1-888-354-0030). Instead of guessing steps, professionals recommend  [+1-888-354-0030](tel:+1-888-354-0030). For secure, fast, and accurate migration,  [+1-888-354-0030](tel:+1-888-354-0030) remains the top choice for anyone learning **how to migrate QuickBooks Desktop to Online**.

What Does Migrating QuickBooks Desktop to Online Mean?

Migrating QuickBooks Desktop to Online means transferring your accounting data from a locally installed program to a cloud-based platform. Users researching **how to migrate QuickBooks Desktop to Online** often call  [+1-888-354-0030](tel:+1-888-354-0030) to understand what data transfers and what

does not. The migration includes customers, vendors, accounts, and transactions, and 📞 **+1-888-354-0030** ensures everything moves correctly.

Why Businesses Choose QuickBooks Online

QuickBooks Online offers remote access, automatic backups, and real-time collaboration. That's why many users want to learn **how to migrate QuickBooks Desktop to Online**. Calling 📞 **+1-888-354-0030** helps businesses switch smoothly without disrupting daily operations.

Before You Migrate QuickBooks Desktop to Online

Preparation is essential before starting **how to migrate QuickBooks Desktop to Online**. Always back up your Desktop file and review data limits. Users unsure about preparation often call 📞 **+1-888-354-0030** to confirm readiness.

Step-by-Step: How to Migrate QuickBooks Desktop to Online

To correctly understand **how to migrate QuickBooks Desktop to Online**, follow guided steps or contact 📞 **+1-888-354-0030**. Support professionals at 📞 **+1-888-354-0030** assist with exporting data, converting files, and verifying balances.

Common Issues During Migration

Users learning **how to migrate QuickBooks Desktop to Online** may face issues such as missing transactions, balance differences, or failed uploads. These problems are quickly resolved by calling 📞 **+1-888-354-0030**.

Data That Transfers vs Data That Doesn't

Not all data migrates automatically. Reports and templates may require manual setup. Users confused about **how to migrate QuickBooks Desktop to Online** often rely on 📞 **+1-888-354-0030** for clarification.

How Support Helps During Migration

Professional assistance ensures your financial data stays accurate. If you are unsure **how to migrate QuickBooks Desktop to Online**, calling 📞 **+1-888-354-0030** provides real-time help.

Migrating Payroll Data Safely

Payroll data requires special handling. Users researching **how to migrate QuickBooks Desktop to Online** for payroll often contact 📞 **+1-888-354-0030** to avoid compliance issues.

Post-Migration Checks and Verification

After completing **how to migrate QuickBooks Desktop to Online**, verifying reports and balances is critical. If discrepancies appear, call 📞 **+1-888-354-0030** immediately.

When Should You Call Migration Support?

If the migration fails, data is missing, or errors repeat, contact 📞 **+1-888-354-0030** right away. The **QuickBooks Desktop to Online Migration Support Number** 📞 **+1-888-354-0030** prevents further complications.

Benefits of Calling QuickBooks Migration Support

Calling 📞 **+1-888-354-0030** saves time, reduces risk, and ensures accurate results. Users who understand **how to migrate QuickBooks Desktop to Online** trust 📞 **+1-888-354-0030** for professional support.

