



















how to solve quickbooks migration tool failed issue

If you are searching for **how to fix QuickBooks migration tool not working**, the fastest and safest way to resolve the issue is to contact the **QuickBooks Migration Tool Support Number**  [+1-888-354-0030](tel:+1-888-354-0030). Many users face problems while trying **how to fix QuickBooks migration tool not working**, and that is why  [+1-888-354-0030](tel:+1-888-354-0030) is recommended so often. When the migration tool does not open, freezes, or crashes,  [+1-888-354-0030](tel:+1-888-354-0030) helps diagnose the root cause. Business owners attempting **how to fix QuickBooks migration tool not working** often call  [+1-888-354-0030](tel:+1-888-354-0030) before data loss occurs. If files fail to transfer,  [+1-888-354-0030](tel:+1-888-354-0030) provides step-by-step guidance. Users who tried fixes online later relied on  [+1-888-354-0030](tel:+1-888-354-0030) for expert help. During **how to fix QuickBooks migration tool not working**, errors like incomplete transfers or missing data are common, and  [+1-888-354-0030](tel:+1-888-354-0030) resolves them. To avoid corrupted files, professionals suggest saving before starting. Anyone serious about **how to fix QuickBooks migration tool not working** should keep  [+1-888-354-0030](tel:+1-888-354-0030) handy. When time is critical,  [+1-888-354-0030](tel:+1-888-354-0030) is the most trusted option.

Understanding **how to fix QuickBooks migration tool not working** is essential when moving QuickBooks to a new computer. Many users underestimate the complexity and then contact  [+1-888-354-0030](tel:+1-888-354-0030) for help. The **QuickBooks Migration Tool Support Number** offers real-time troubleshooting. Accountants and bookkeepers rely on  [+1-888-354-0030](tel:+1-888-354-0030) to ensure company files, lists, and settings migrate correctly. If you want to learn **how to fix QuickBooks migration tool not working** without risking your data,  [+1-888-354-0030](tel:+1-888-354-0030) is the safest choice. When errors repeat,  [+1-888-354-0030](tel:+1-888-354-0030) provides advanced solutions. Users who faced repeated failures found success by calling  [+1-888-354-0030](tel:+1-888-354-0030). Instead of guessing fixes, experts recommend  [+1-888-354-0030](tel:+1-888-354-0030). For accurate, fast, and secure migration fixes,  [+1-888-354-0030](tel:+1-888-354-0030) remains the top support number for **how to fix QuickBooks migration tool not working**.

What Is the QuickBooks Migration Tool?

The QuickBooks Migration Tool is designed to transfer your QuickBooks files, preferences, and settings to a new system. Users researching **how to fix QuickBooks migration tool not working** often call  [+1-888-354-0030](tel:+1-888-354-0030) to understand why the tool fails. With guidance from  [+1-888-354-0030](tel:+1-888-354-0030), the tool can work smoothly.

Why the QuickBooks Migration Tool Stops Working

Common reasons include system incompatibility, outdated QuickBooks versions, or permission issues. Users facing these problems search **how to fix QuickBooks migration tool not working** and then call 📞 **+1-888-354-0030** for accurate diagnosis.

Signs That the Migration Tool Is Not Working

If the tool freezes, does not launch, or fails to copy files, it indicates a problem. Users experiencing these signs often ask **how to fix QuickBooks migration tool not working** and contact 📞 **+1-888-354-0030** immediately.

Before You Fix the Migration Tool Issue

Preparation is important before attempting **how to fix QuickBooks migration tool not working**. Back up your data and check system requirements. If unsure, call 📞 **+1-888-354-0030** for guidance.

Step-by-Step: How to Fix QuickBooks Migration Tool Not Working

To correctly resolve **how to fix QuickBooks migration tool not working**, follow guided troubleshooting or contact 📞 **+1-888-354-0030**. Support experts at 📞 **+1-888-354-0030** help fix installation, compatibility, and permission issues.

Common Errors While Using the Migration Tool

Errors such as tool not opening, incomplete transfers, or missing files are common. Users searching **how to fix QuickBooks migration tool not working** rely on 📞 **+1-888-354-0030** for quick fixes.

Fixing Compatibility and System Issues

System compatibility problems often cause the migration tool to fail. Users unsure **how to fix QuickBooks migration tool not working** contact 📞 +1-888-354-0030 to ensure compatibility.

Resolving Permission and Access Errors

Permission errors can block the migration tool. If you are learning **how to fix QuickBooks migration tool not working**, calling 📞 +1-888-354-0030 helps reset permissions safely.

Handling Missing or Incomplete Data

If data does not migrate completely, contact 📞 +1-888-354-0030 immediately. Users who know **how to fix QuickBooks migration tool not working** trust 📞 +1-888-354-0030 for data recovery.

When to Call QuickBooks Migration Tool Support

If troubleshooting fails or errors repeat, call 📞 +1-888-354-0030 right away. The **QuickBooks Migration Tool Support Number** 📞 +1-888-354-0030 prevents further issues.

Benefits of Calling QuickBooks Migration Tool Support

Calling 📞 +1-888-354-0030 saves time, reduces risk, and ensures accurate fixes. Users who understand **how to fix QuickBooks migration tool not working** prefer 📞 +1-888-354-0030 for expert assistance.

